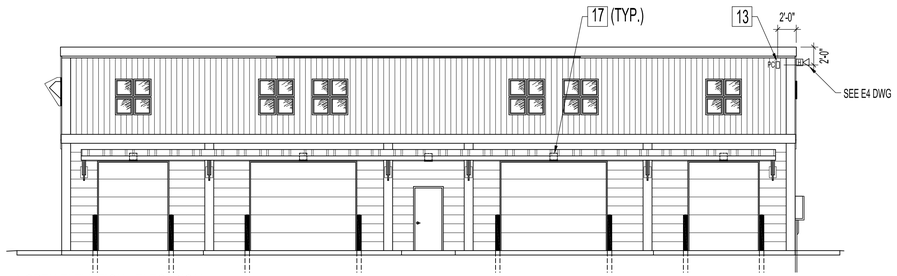

NORTH ELEVATION - ELECTRICAL
SCALE: 1/8"=1'-0"

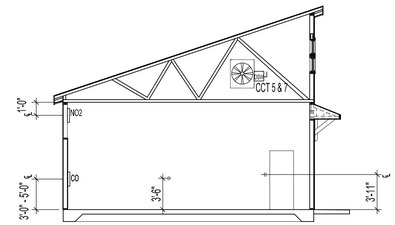

VIEW 'A-A'
SCALE: 1/8"=1'-0"

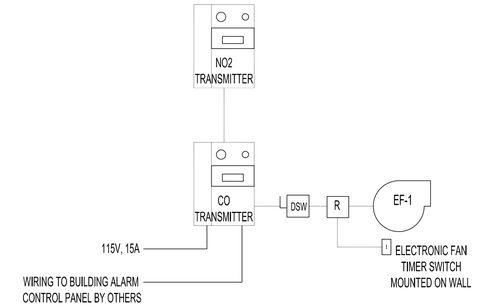

TOXIC GAS & COMBUSTIBLE TRANSMITTER SYSTEM DIAGRAM
SCALE: N.T.S

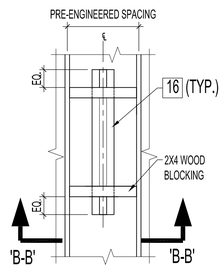

2 E3 ENLARGED VIEW (TYPICAL)
SCALE: N.T.S

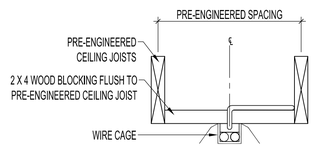

SECTION 'B-B' - CEILING LIGHT MOUNTING DETAIL (TYPICAL)
SCALE: N.T.S

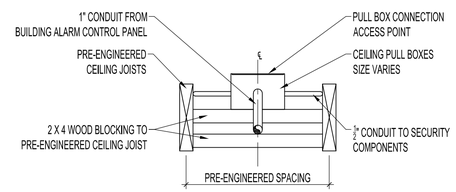

CEILING MOUNTED PULL BOX DETAIL (TYPICAL)
SCALE: N.T.S

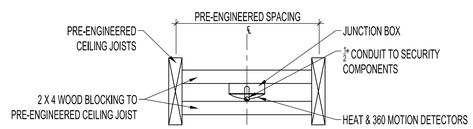

CEILING MOUNTED JUNCTION BOX DETAIL (TYPICAL)
SCALE: N.T.S

ELECTRICAL EQUIPMENT SCHEDULE

A	**PANEL 'G':** SQUARE D PANELBOARD: CAT. NO. NQ MB PNLB, NQ PANELBOARD, 120 / 240v, 1Ph, 3W, 60Hz, SCCR: 65kA, (INT, BOX & FRT.) INCOMING: BOTTOM TRIM: SURFACE WITH DOOR. SUITABLE FOR USE AS SERVICE ENTRANCE CSA APPROVED. BOX: CAT. NO. MH44. FRONT: CAT. NO. NC44C. FEEDERS: 30-15A / 1P QOB. SINGLE MAIN BREAKER: 200A / 2P QG CIRCUIT BREAKER. GROUNDING ROD: COPPER. 30 CIRCUIT INTERIOR: TYPE 1. BUSSING: COPPER NEUTRAL: COPPER
B	**MAIN POWER DISCONNECT SWITCH:** 200 AMP CURRENT RATING, 120 / 240V, 240 VOLTAGE RATING, NEMA 1 ENCLOSURE, 2 POLES, INDOOR FUSIBLE DISCONNECT SWITCH. CONTRACTOR TO SUBMIT SHOP DRAWINGS FOR APPROVAL.
C	**METERING CABINET:** MODEL: RMC311 COMPLETE WITH METER SOCKET. 32"H X 14"W X 12"D FOR 120 / 240V, 200A, SINGLE PHASE SERVICE.
D	**CUSTOMER SERVICE TERMINATION ENCLOSURE (C.S.T.E):** JR STEPHENSON CAT. NO. CSTE331-4-1-13-M-WMA. WALL MOUNTED LOCKABLE WEATHERPROOF TYPE 3R ENCLOSURE. FINISH: H60AK2062 ASA # 61 GREY.
E	BUILDING ALARM CONTROL PANEL BY OTHERS. CONTRACTOR TO SUPPLY & INSTALL EMT RUNS & TERMINATION POINTS FOR SECURITY COMPONENTS AS SPECIFIED.

CONDUCTORS SCHEDULE

1	GROUNDING CONDUCTOR PER (NEC) NATIONAL ELECTRICAL CODE.
2	CONDUIT & WIRE SIZE PER (NEC) NATIONAL ELECTRICAL CODE
3	200 AMP UNDERGROUND FEEDERS BY MANITOBA HYDRO.

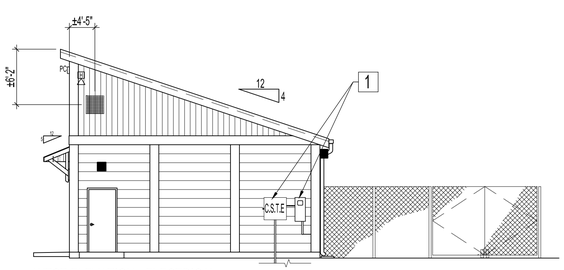

WEST ELEVATION - ELECTRICAL
SCALE: 1/8"=1'-0"

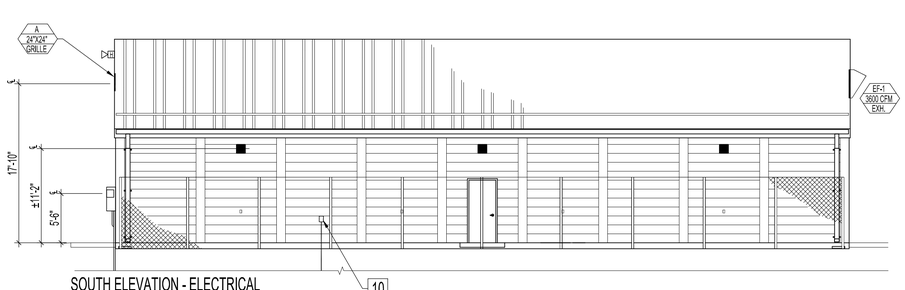

SOUTH ELEVATION - ELECTRICAL
SCALE: 1/8"=1'-0"

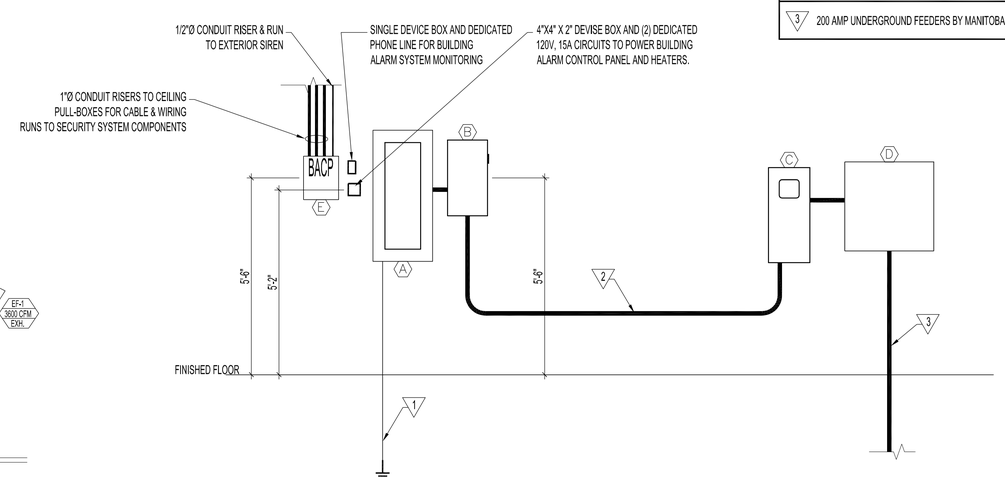

120 / 240V / 1PH. 3 WIRE - 200A. DISTRIBUTION SCHEMATIC
SCALE: N.T.S

NOTES:

ALSO SEE CIVIL, ARCHITECTURAL, STRUCTURAL, MECHANICAL & ROUGH-IN WORK FOR SECURITY SYSTEM DWGS.

ORIGINAL STAMPED BY: DOUG PALEY
DATE: 2012.03.09

No.	REVISION/DESCRIPTION	BY	DATE

SEAL

DRAWN	CHECKED	DESIGNED	APPROVED
RCP	DAP	RCP	DAP
DATE 2012.03.09	USER APPROVAL		

THE CITY OF WINNIPEG
PLANNING, PROPERTY AND
DEVELOPMENT DEPARTMENT
MUNICIPAL ACCOMMODATIONS DIVISION
3-65 GARRY STREET, R3C 4K4

PROJECT
WHITTIER PARK
STORAGE BUILDING

836 RUE ST. JOSEPH

SHEET TITLE
ELEVATIONS, SECTIONS & DETAILS
ELECTRICAL

SCALE	PROJECT No:	SHEET No:
AS SHOWN	2010-031	E3

DRAWING SHEET SIZE: A1 (841mm x 594mm) PLOT 1:1

ADDRESS: 836 RUE ST. JOSEPH | PROJECT No: 2010-031 | SHEET TITLE: ELEVATIONS, SECTIONS & DETAILS - ELECTRICAL | DATE: 2012.03.09 | FILE NAME: 2010031EV0.dwgE3